

A SIMPLIFIED GUIDE TO FABRIC CARE SYMBOLS


Not sure what those little icons on care labels mean? Take out some of the mystery with this simple guide to many of the most common symbols.



MACHINE WASH



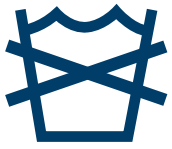
BLEACH



TUMBLE DRY



DRY CLEAN



Do Not Wash



Hand Wash

Temperature



Cool/Cold



Warm




Hot



Normal



Delicate/Gentle




Any Bleach
(when needed)



Only
Non-Chlorine
Bleach
(when needed)



Do Not Bleach



Do Not
Tumble Dry

Heat Setting



No Heat



Low



Medium



High



Any Heat



Dry Clean



Do Not
Dry Clean